



# FiberLase S

Laser for surgery and EVLT



## Application

- General surgery
- Phlebology
- Proctology
- ENT
- Gynecology
- Traumatology and Orthopedics
- Dentistry
- Dermatology



## Features



Two wavelengths laser with radiation at wavelengths of 0.97 and 1.55 microns, which is a perfect surgical tool for multidisciplinary medical clinics.

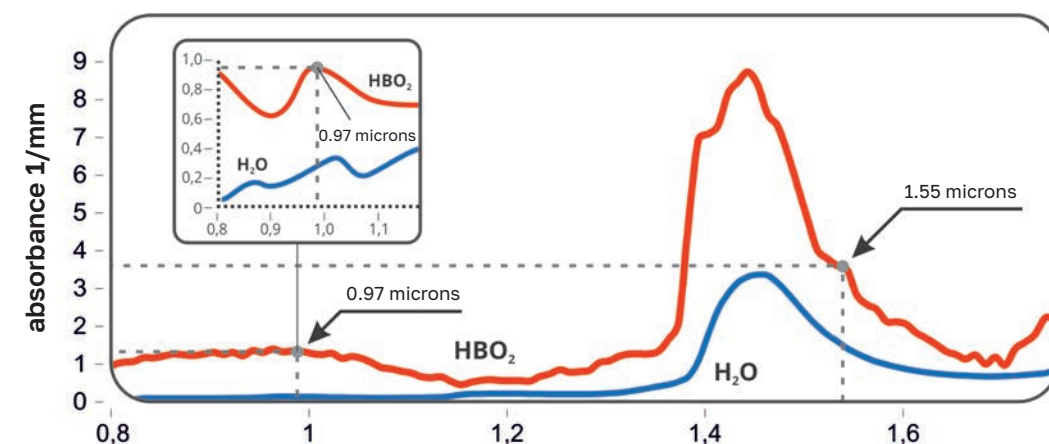


It is designed for open, minimally invasive, endoscopic and puncture surgery procedures deploying laser radiation delivered through a flexible fiber.

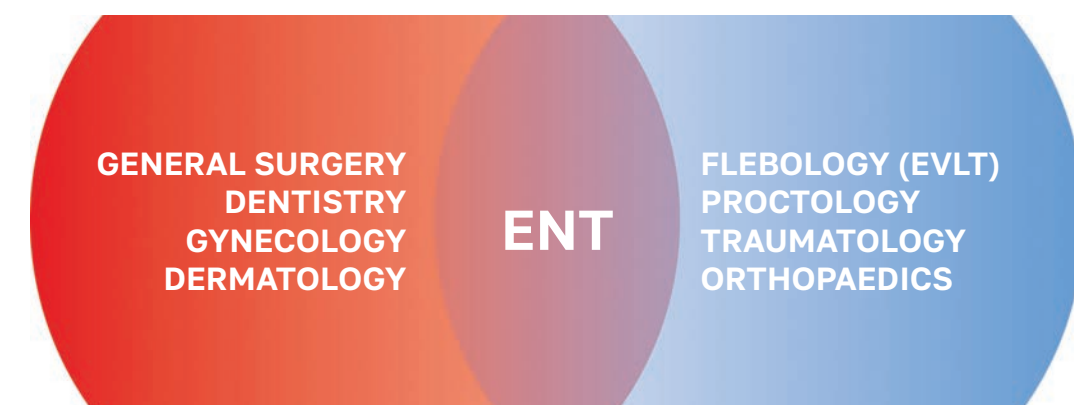


It has two independently adjustable wavelengths that allow you to change the impact during the operation.


Wavelengths of 0.97 and 1.55  $\mu\text{m}$



With the right selection of laser radiation parameters, exposure entails minimum tissue oedema, and the intensity of pain and the probability of postoperative complications are reduced.



VPG Surgical Fiber LP and IPG Surgical Fiber LP Radial are used with FiberLase S

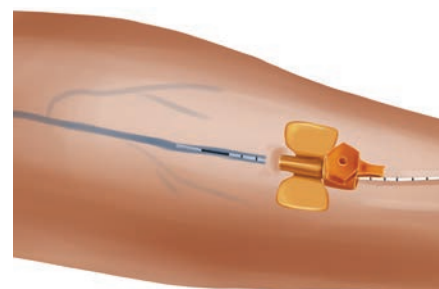


VPG Surgical Fiber LP is used for tissue dissection, vaporization and coagulation

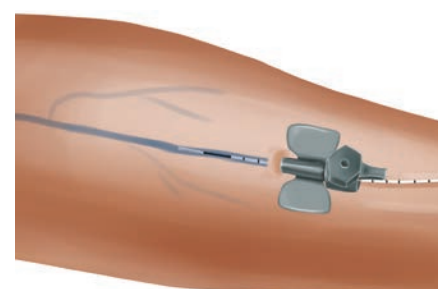


VPG Surgical Fiber LP Radial is used to EVLT

VPG surgical fiber lp radial is available in two versions:



VPG Surgical Fiber LP Standart with a core diameter of 550  $\mu\text{m}$ , used with a catheter 14 G



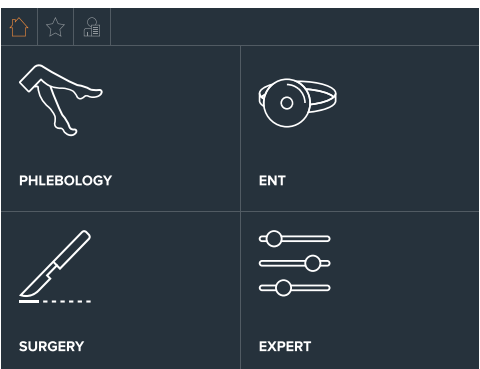
VPG Surgical Fiber LP Thin with a core diameter of 365  $\mu\text{m}$ , used with a 16 G catheter

Intuitive interface



The large touch screen display provides a good visualization of the selected radiation parameters and allows to quickly and comfortably change the settings during the surgery procedure.

Automatic energy and time meters inform the user about the amount of energy transmitted and the duration of the laser exposure.



Main Menu



In "Phlebology" mode, the energy is automatically calculated based on the selected power and retraction rate parameters



In the "ENT" mode the wavelength of the laser radiation is set automatically when the soft tissue exposure mode is selected



In "Expert" mode FiberLase S allows for controlling two independent radiations (0.97 and 1.55  $\mu\text{m}$ ) through one fiber instrument

Technical Specifications

Radiation wavelength, $\mu\text{m}$	1.55	0.97
Maximum radiation power, W	15	30
Operating mode	Continuous, pulsed	
Pulse duration, msec	2 ... 1,000	
Pause duration, ms	2 ... 1,000	
Pilot laser, $\mu\text{m}$	0.55	
Fiber tool diameter, $\mu\text{m}$	365, 550	
Length of the fiber tool, m	3	
Supply voltage, V	220 $\pm$ 10%	
Dimensions (H $\times$ W $\times$ L), mm	253 $\times$ 310 $\times$ 419	
Weight, kg	10	





# WORLD LEADER IN THE LASER INDUSTRY

---

VPG LaserOne LLC (formerly IRE-Polus LLC) is a vertically integrated company established by an outstanding Soviet scientist, Valentin Pavlovich Gapontsev, the founder of the international scientific and technical IPG Photonics Corporation.

VPG LaserOne is a globally recognized leader in the field of fiber lasers and amplifiers, as well as devices and systems based on them. Drawing on deep expertise and decades of experience in laser equipment production, VPG LaserOne LLC designs and supplies medical laser devices and surgical fiber for a wide range of applications.

VPG LaserOne develops advanced medical laser devices through a full-cycle process that includes device engineering, development of clinical application protocols, in-vitro research in its proprietary laboratory and clinical trials conducted in collaboration with leading clinical centers.



---

DATE OF  
ESTABLISHMENT  
**1992**



---

**15**  
CLINICAL CENTERS FOR  
IN-VITRO AND IN-VIVO  
STUDIES



---

**>1 million**  
PATIENTS TREATED WITH  
VPG LASERS IN 2024



---

**>2000**  
MEDICAL LASER SYSTEMS  
INSTALLED WORLDWIDE  
SINCE 2017



VPG LASERONE LLC  
[www.vpgmeds.com](http://www.vpgmeds.com)



+971 50 764 2603  
[sales@vpglaser.com](mailto:sales@vpglaser.com)